




Montageanleitung inkrementale Drehgeber, WDGn


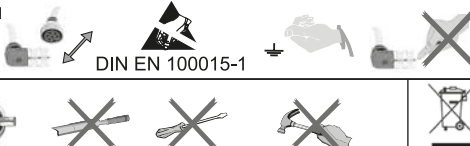
Assembly instructions for encoder WDGn; instrucciones de montaje encoder WDGn; istruzioni di montaggio encoder WDGn; Instrucciones de montaje codificador WDGn.

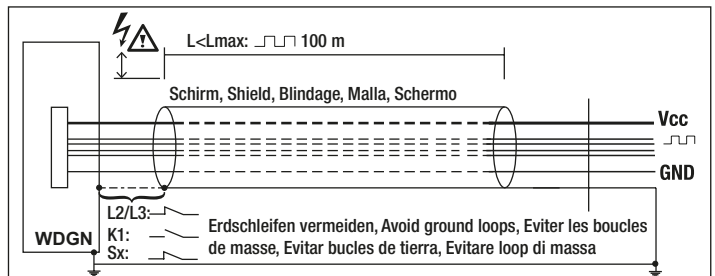
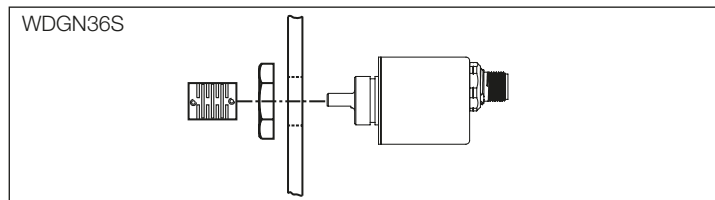
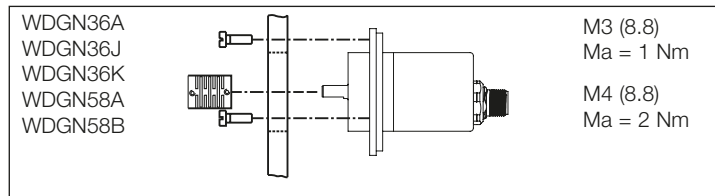
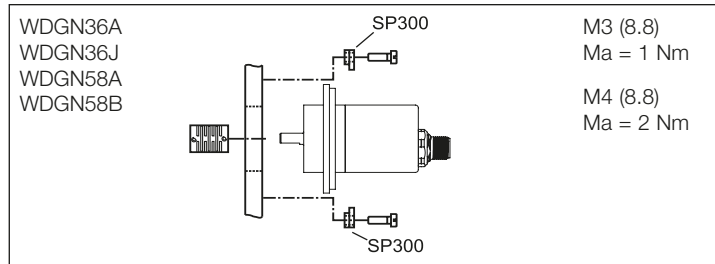
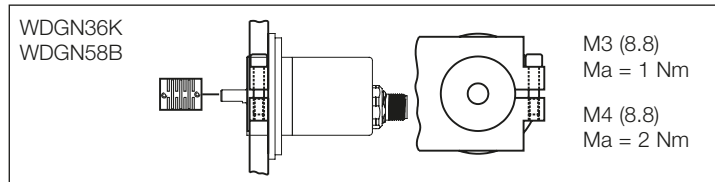
	WDGN (Stecker , connector, connecteur, conector, spina): -40 °C ... +85 °C (-40 °F ... +185 °F)		-30 °C ... +80 °C (-22 °F ... +176 °F)
	WDGN (Kabel , cable, Câble, Cable, cavo): -20 °C ... +80 °C (-4 °F ... +176 °F)		

Montage nur qualifiziertes Personal, Assembly only qualified personnel, Montage par qualifié personnel, Montaggio solo personale qualificato, Montaje solamente personal cualificado.

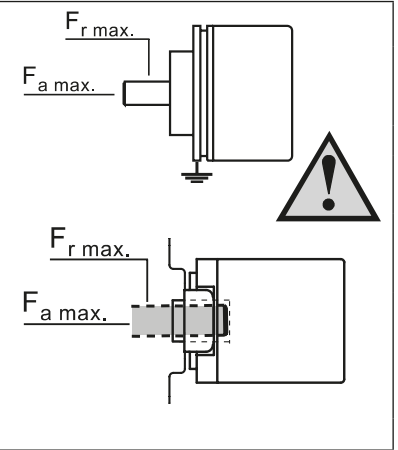
Sicherheitsmassnahmen/Safety instructions: Einsatz nur in Industrieumgebung und NICHT im sicherheitsrelevanten Bereich. Only for use in industrial environments and NOT for safety-relevant areas. Utilisation uniquement dans un environnement industriel et PAS dans un domaine lié à la sécurité. Utilicelo sólo en entornos industriales y NO en áreas relevantes para la seguridad. Utilizzare solo in ambienti industriali e NON in aree riguardanti la sicurezza.

Power supply: Class 2/LPS only

  DIN EN 100015-1



Standard	F _r max.	F _a max.
WDGN36A Ø 6 mm Ø 8 mm	80 N 50 N	50 N 50 N
WDGN36J	300 N	300 N
WDGN36K/S Ø 6 mm	80 N	50 N
WDGN58A Ø 6 mm Ø 10 mm	125 N 220 N	120 N 120 N
WDGN58B Ø 6 mm Ø 8 mm Ø 9.525mm Ø 10 mm	125 N 125 N 220 N 220 N	120 N 120 N 120 N 120 N
WDGN58E	80 N	50 N



WDGN36E Artikelnr., Item number, Numéro d'article, Número de artículo :	d/mm	L _{min.}	L _{max.}	D
WDGDS10016 WDG36E	6, 6.35 (1/4")	8	17	42
WDGDS10021 WDG36E	8, 10, 12, 14, 15	10	14,5	42

WDGN58E Artikelnr., Item number, Numéro d'article, Número de artículo :	d/mm	L _{min.}	L _{max.}	D
WDGDS10001	6, 8, 10, 12, 14, 15	11	15	56

Schaltung, Circuit, Connexion, Circuito	Kabel, cable, Câble, Cable, cavo		Steckerpin, Plug pin, Connecteur points, Spinotto, Pin conector	
	K1, L2, L3		SB8/SC8	SB12/SC12
BAS	ADV	BAS	ADV	
+UB	BN	BN	1	3
GND	WH	WH	2	1
A	GN	GN	3	4
B	YE	YE	4	6
N	GY	GY	5	8
CH4	-	GYPK	-	11
SET	-	PK	-	5
A inv.	RD	RD	6	9
B inv.	BK	BK	7	7
N inv.	VT	VT	8	10
CH4 inv.	-	RDBU	-	12
Schirm, Shield, Ecran, Pantalla, Schermo	Schirm	Schirm	-	-

App WDGn
Bedienungsanleitung App, Manual App

<https://www.wachendorff-automation.com/apps/>

